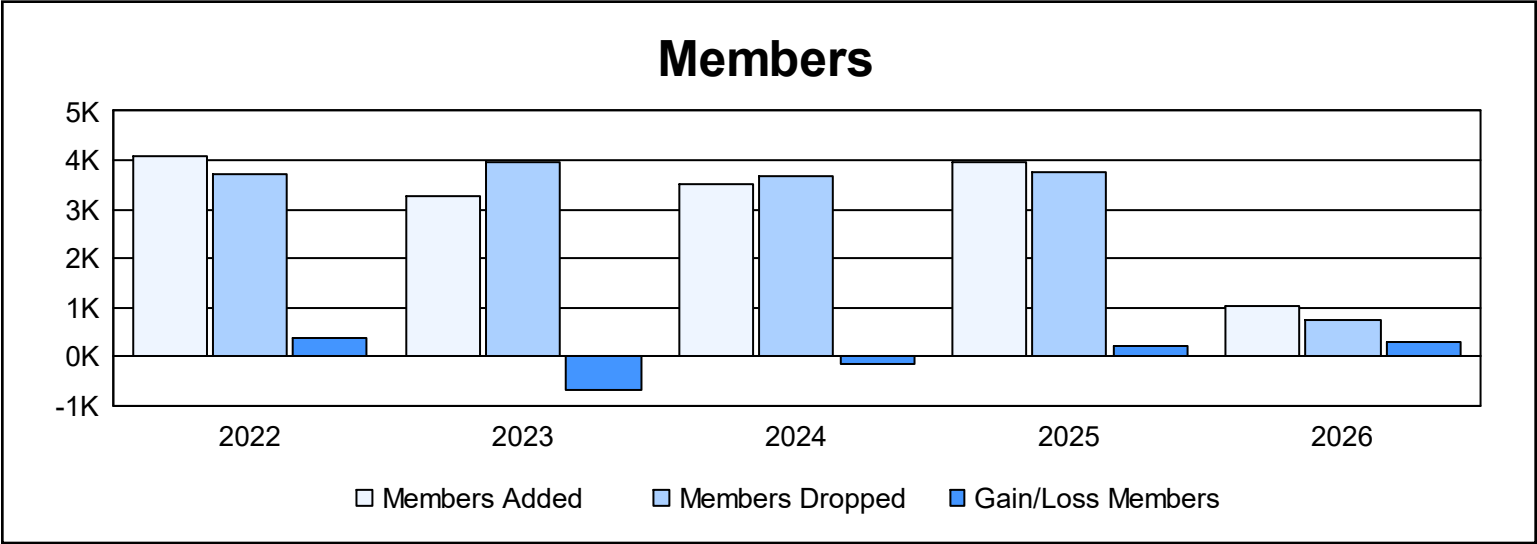
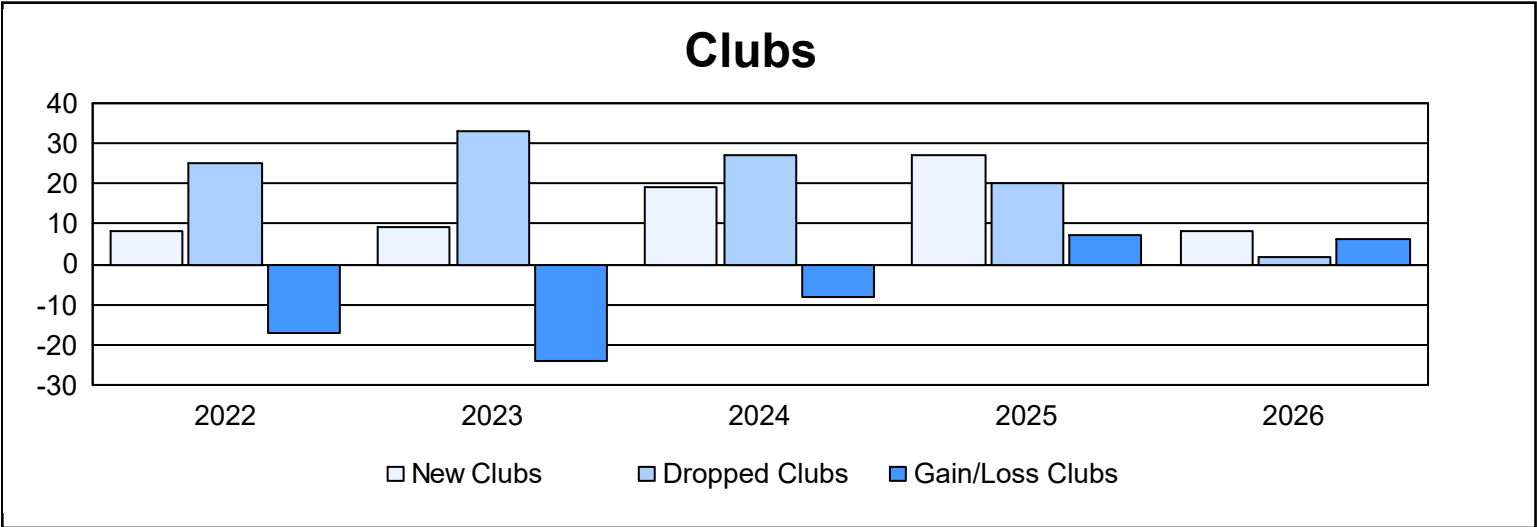
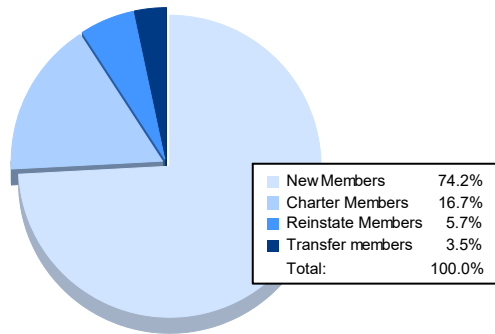


Year	New Clubs	Dropped Clubs	Gain/ Loss Clubs	New Members	Charter Members	Reinstate Members	Transfer Members	Total Member Added	Total Members Dropped	Gain/ Loss Members
2021-2022	8	25	-17	3,370	287	269	152	4,078	3,712	366
2022-2023	9	33	-24	2,644	278	152	200	3,274	3,964	-690
2023-2024	19	27	-8	2,610	622	156	144	3,532	3,674	-142
2024-2025	27	20	7	2,733	764	304	142	3,943	3,740	203
2025-2026	8	2	6	771	173	59	36	1,039	749	290
Average	14	21	-7	2,426	425	188	135	3,173	3,168	5



## Membership Composition September 2025 Cumulative



## Gender Composition September 2025 Cumulative

